


# Capacity Building Projects



In order to remove barriers to learning and increase inclusive opportunities these projects are designed to develop the capacity of regional implementation teams to train, coach and provide technical assistance to school sites...

*by leveraging the Universal Design for Learning framework.*

*by increasing access to digital tools and assistive technologies.*

*in building communication competence for students with complex communication needs.*

## The focus for each project...

**Leading and Coaching Towards UDL** is designed as an integrated model with general education and special education lead trainers and coaches working together to support districts and sites through two years of a UDL implementation journey. Learn how to support teams beginning with exploration of UDL, through the installation of UDL practices, guided by protocols to support the work. Work with teams to understand UDL as an implementation process, with sustainment of effective UDL practices as the goal.

**Accessible Curriculum for All** supports a shift from a 'one student at a time' AT service delivery model, towards building capacity at the school site level for quality AT consideration and implementation with high incidence students. Develop regional AT Specialists, or support your current AT Specialists into shifting roles toward training and coaching site teams with AT Consideration through a UDL lens. When deeper dives or AT assessment are needed, AT Specialists support a team based problem solving and decision making process.


**Building Tiered Supports for AAC** is a model for developing the knowledge and skill set of ALL communication partners involved in developing communication competence with our complex communicators. Develop regional AAC Specialists, or support your current AAC Specialists into shifting roles towards training and coaching classroom teams *and* training and coaching site-based speech-language pathologists (SLPs) with students needing AAC on their caseloads in conducting AAC Needs Assessment and supporting collaborative teaming.

- ✓ Approach UDL implementation as an equity-based, whole system transformation that requires us to regard all students as general education students first.
- ✓ Utilize protocols for implementation planning, outcome/effectiveness and fidelity measurement to guide the work along the way.
- ✓ Provide new cohorts (district/site teams) with initial training (UDL Immersion) to support mindset shifts and set the purpose for the UDL framework.
- ✓ Provide cohorts with protocols for supporting a learning community around UDL and site-based training and coaching as they move through two years of exploration and into prepare and early installation phases and leave them positioned and ready to continue to support their own UDL implementation planning.

- ✓ Support better integration of "EdTech" and "Assistive Technology" resources.
- ✓ Build understanding of how providing options to all students through a universal design for learning framework can meet the needs of many students at a Tier 1 level.
- ✓ Provide a consistent and accessible AT consideration process that all sites can implement independently for their students with disabilities.
- ✓ Provide resources for teams to explore a range of appropriate strategy and tool options to meet specific areas of need and priorities.
- ✓ Support an effective team based, problem solving and decision making process (the Student Access Planning process) that regional leads can train, coach and support for AT assessment with students with disabilities.

- ✓ Support better integration of AAC supports and strategies across all educational settings and environments.
- ✓ Build team based decision making and problem solving around supporting student's development of communication competence with AAC strategies and tools.
- ✓ Build the confidence and competence of site-based SLPs in assessing the need for AAC and supporting the team in making appropriate tool recommendations for the majority of students who can benefit from these tools.
- ✓ Support the development of AAC Specialists to provide ongoing training and coaching for site-based SLPs, and to conduct comprehensive assessments for students with more complex profiles and match to more advanced tools.
- ✓ Support AAC Specialists in accessing a range of sources of funding including medically-based funding for speech-generating devices.


## Regional Partners



Butte County SELPA  
Desert Mountain SELPA  
Downey-Montebello SELPA  
Humboldt-Del Norte SELPA  
Merced County SELPA  
San Luis Obispo SELPA  
Shasta County SELPA  
Siskiyou County SELPA  
West End SELPA  
Whittier Area Cooperative SELPA



Antelope Valley SELPA  
East San Gabriel Valley SELPA  
Humboldt-Del Norte SELPA  
Irvine Unified SELPA  
Mendocino County SELPA  
Merced County SELPA  
North Inland SELPA  
North Orange County SELPA  
Santa Barbara County SELPA  
Santa Clara County SELPA IV  
Sonoma County SELPA  
West End SELPA



Aspire Public Schools  
Butte County SELPA  
Glenn County SELPA  
Irvine Unified SELPA  
Monterey County SELPA  
North Inland SELPA  
North Orange County SELPA  
San Benito County SELPA  
West End SELPA

Explore!

[www.openaccess-ca.org](http://www.openaccess-ca.org)

## Universal Resources

### Universal Design for Learning

UDL is a framework to improve and optimize teaching and learning for all people, based on scientific insights into how humans learn. It is the framework and foundation for designing and delivering instruction that supports the variability of all learners, including those with disabilities.

To learn more about this framework take a 10 minute tour of the [Big Ideas of Universal Design for Learning](#) or review the [printable version](#).

[Why UDL? Why Now?](#) Is this the right time to be exploring the UDL framework? Five great reasons to jump in!

Print-laminate-bind and share this [UDL Guide](#) for your teachers to use in their day to day exploration and practice with UDL instructional design.

### Assistive Technology

In our vision, Universal Design for Learning is the foundation for making accessible learning available to all students. A well-designed and consistently applied **AT Consideration** process is the next step for guiding IEP teams in making informed AT decisions that lead to IEPs that address and remove barriers to learning.

Use our step-by-step [AT Consideration Walkthrough](#) on our website, or the printable [AT Consideration Guide](#) to explore resources and scaffolds to make sure you are following a consistent and compliant process at your sites.

[AT Consideration Notetaking Sheet](#)  
[Quickguide for AT Consideration Process](#)  
[Crosswalk - AT Consideration vs. SAP](#)

### Augmentative Alternative Communication

Building shared understanding and responsibility for supporting our students with complex communication needs is integral to our tiered model. Explore some of the scaffolds and resources we provide to our participants in AAC Foundations.

The [Big AAC Picture](#) is a print-laminate-bind resource for teams to use in developing their understanding of what is AAC. Check out a variety of [Prompt Hierarchies](#) and [So Many Reasons to Communicate](#) as great reminders for teams. Or explore and use some of our collaborative teaming tools, like the [AAC Snapshot](#) and [Roles & Responsibilities](#).

[Overview of our Tiered AAC Model](#)  
[Overview of the AAC Needs Assessment Process](#)

### Resource Flip Kits

We've done the curating for you! Check out our interactive spaces bringing you the best of strategies and tools at your fingertips.

The UDL-aligned instructional strategies & tools are organized according to the UDL principles. It's important to understand that resources and strategies can be utilized for multiple UDL checkpoints...depending on your intended purpose of the lesson or activity and the barriers you have identified.

The resources in the Flipkit link to third party products

AAC Resource Flipkit

The AAC tools within the AAC Flipkit are a specially curated collection of supports that align with specific user levels to framework borrowed from Marilyn Beaulieu, Ph.D., CCC-SLP.

These user levels are designed to help teams determine the level of technology a student may need and/or require at any given point in time. The levels help guide the team in understanding where the student is headed in order to prepare students to successfully move towards more complex systems.

Click on icon to view tools

### Annual Reports

The best way to keep up with our activities and new resources, is to check out our annual reports. We archive them on our site.

#### 1st Annual Report 2019-2020

#### 2nd Annual Report 2020-2021

For more information on resources, projects or training reach out and contact us!  
We are here to support families and educators across California.  
Troy Tickle @ 530 886-5870 [ttickle@placercocoe.org](mailto:ttickle@placercocoe.org)  
Jillian King @ 530 886-5880 or [jkking@placercocoe.org](mailto:jkking@placercocoe.org)

ccee  
California Collaborative  
for Educational Excellence

